

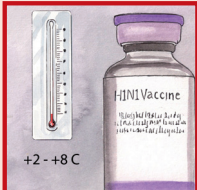
H1N1 Vaccine

V A C C I N A T I O N G U I D E




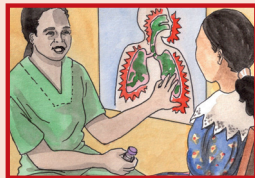
Novartis CSL Sanofi US GlaxoSmithKline

Steps in vaccinating using Novartis, CSL, Sanofi US H1N1 pandemic flu vaccines

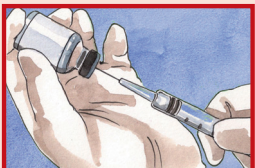
1  **Maintain vaccine at temperature** between +2 and +8°C.
Do not freeze.
(Note: this vaccine does not have a vaccine vial monitor on it.)

Most manufacturers are stating that open vials can be kept for 24 hours under cold chain storage conditions, +2 to +8°C. There are differences however, please follow the instructions from the manufacturer.


2  **Screen the person to be vaccinated for eligibility and contraindications.**
The vaccine should not be given to those who are allergic to egg or who have had an allergic reaction to influenza vaccine in the past. Pregnant women can be vaccinated at any time during their pregnancy.

3  **Advise the person what they are receiving and why.** Tell the person that they are receiving H1N1 influenza vaccine and that it will protect them from a form of influenza that can cause serious respiratory (breathing) problems.

4  The vial should be shaken prior to each administration.


5  **Prepare to vaccinate.**
Use a syringe with the same needle length and gauge as is used for other intramuscular vaccinations.

Use the vaccine within 24 hours and do not store above 25°C.

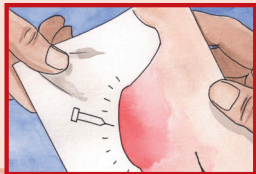
6  **Administer the vaccine.** Administer the administration following the national guidelines on age and body site.



WHO recommends one dose for anyone receiving the vaccine.

7  **Directly dispose of syringe into a safety box** and without re-capping the needle. This is to be done immediately after vaccinating.

The injection site is the upper arm. If national policy permits vaccination of infants, the site of administration in children XX months to less than nine months old is the outer aspect of the upper thigh.

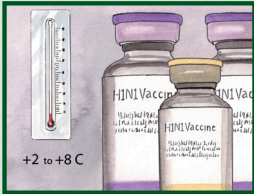
8  **Counsel the person about common side effects and adverse events.**
Common side effects are redness, swelling, and/or pain at the injection site for 1-2 days. If there is any serious health issues, such as difficulty breathing, return to the health facility for care as soon as possible.

9  **Ask the person if they have any questions.**

Type of vaccine	Inactivated viral	Special precautions	Need to verify....
Number of doses	One dose	Dosage	0.5 mL
Schedule	Can be given at any time	Injection site	Upper arm for adults; outer aspect of the upper thigh children under 9 months
Booster	No	Injection type	Intramuscular
Contraindications	Allergy to chicken or egg products	Storage	+2 to +8°C; do not freeze
Common side effects	Soreness, redness, swelling at injection site		

Steps in vaccinating using GlaxoSmithKline H1N1 pandemic flu vaccine

1



Maintain vaccine at temperature between +2 and +8°C. Do not freeze.
(Note: this vaccine does not have a vaccine vial monitor on it.)

Most manufacturers are stating that open vials can be kept for 24 hours under cold chain storage conditions, +2 to +8°C. There are differences however, please follow the instructions from the manufacturer.

2



Screen the person to be vaccinated for eligibility and contraindications.
The vaccine should not be given to those who are allergic to egg or who have had an allergic reaction to influenza vaccine in the past. Pregnant women can be vaccinated at any time during their pregnancy.

3



Advise the person what they are receiving and why.
Tell the person that they are receiving H1N1 influenza vaccine and that it will protect them from a form of influenza that can cause serious respiratory (breathing) problems.


Instructions for mixing and administration of the GlaxoSmithKline H1N1 pandemic flu vaccine

4



Before mixing the two components, the mixture and liquid vaccine should be allowed to reach room temperature, shaken and inspected visually for any foreign particulate matter and/or abnormal physical appearance. In the event of either being observed, discard the vaccine.

5




The vaccine is mixed by withdrawing the contents of the vial containing the mixture by means of a syringe and by adding it to the vial containing the liquid vaccine.

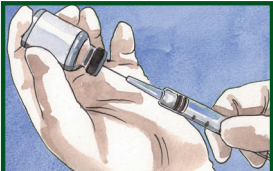
After mixing the 2 vials it is equal to 10 doses of the vaccine.

6



After the addition of the mixture to the liquid vaccine, the mixture should be well shaken. The mixed vaccine is a whitish mixture. In the event of other variation being observed, discard the vaccine.

7  The vial should be shaken prior to each administration.

8  Use a syringe with the same needle length and gauge as is used for other intramuscular vaccinations.


After mixing, use the vaccine within 24 hours and do not store above 25°C.

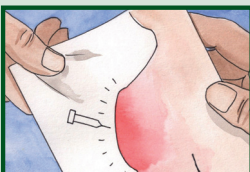
9   **Administer the vaccine.** Administer the administration following the national guidelines on age and body site.




WHO recommends one dose for anyone receiving the vaccine.

The injection site is the upper arm. If national policy permits vaccination of infants, the site of administration in children XX months to less than nine months old is the outer aspect of the upper thigh.

10  **Directly dispose of syringe into a safety box and without re-capping the needle.** This is to be done immediately after vaccinating.

11  **Counsel the person about common side effects and adverse events.** Common side effects are redness, swelling, and/or pain at the injection site for 1-2 days. If there is any serious health issues, such as difficulty breathing, return to the health facility for care as soon as possible.

12  **Ask the person if they have any questions.**

Type of vaccine	Inactivated viral	Special precautions	Need to verify....
Number of doses	One dose	Dosage	0.5 mL
Schedule	Can be given at any time	Injection site	Upper arm for adults; outer aspect of the upper thigh children under 9 months
Booster	No		
Contraindications	Allergy to chicken or egg products	Injection type	Intramuscular
Common side effects	Soreness, redness, swelling at injection site	Storage	+2 to +8°C; do not freeze

The H1N1 flu vaccine is **effective** and **safe**. It is made like other flu vaccines that have been used for years. Millions of people in countries around the world have received the H1N1 vaccine since October 2009. Only a single shot is needed. People who get it may have a sore arm for 1 or 2 days. But there have been no dangerous side effects.



People with some illnesses can get very sick they get pandemic flu.



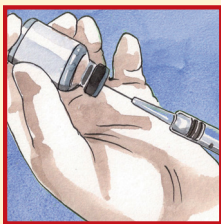
Ministry of Health recommends the new H1N1 flu vaccine for health care workers, pregnant women and people who have long-term illnesses such as HIV/AIDS, cancer, diabetes or having trouble breathing.



Pregnant women can be vaccinated any time during their pregnancy.



The vaccine is effective and safe and has been used for millions of peoples.




It is produced the same way other flu vaccines are produced.




Tell your people that their arm may feel sore for 1 or 2 days and it may appear red or swollen. That is normal.

Families of vulnerable people and others that do not get the vaccine can protect themselves by **practicing good hygiene** and staying apart from people who are sick.

CLEAN
Wash your hands often.



COVER
Cough or Sneeze into the crook of your elbow.



DISTANCE
Keep a safe distance from sick people

